



US National Dressage Classic Qualifying Show



Summer Solstice Show Managed by S & L Stables



Online Show Series
Dressage | Western Dressage | Carriage Dressage




Entries Due: June 21 - July 1, 2021

Video Submission Dates: June 21 – July 4, 2021

Results: July 9, 2021



ONLINE COMPETITION SERIES



DRESSAGE • EVENTING DRESSAGE • WESTERN DRESSAGE

Judges and Contacts

Judge:

Gail Matheus

USDF L* and "R" Western Dressage

Show Secretary:

Sheila Purdum

Contact Sheila at:

Purdumstables@gmail.com

Sandlstables.com

12301 S. 176th St., Bennet, NE

Class Information

Western Classes Offered

Class #	Description	Jr.	AA	Open
1	Intro 1			
2	Intro 2			
3	Intro 3			
4	Intro 4			
5	Basic 1			
6	Basic 2			
7	Basic 3			
8	Basic 4			
9	1st—1			
10	1st—2			
11	1st—3			
12	1st—4			
13	2nd TOC	All combined		
12	3rd TOC	All Combined		
13	4th TOC	All Combined		

English Classes Offered

Class #	Description	Jr.	AA	Open
20	Intro A			
21	Intro B			
22	Intro C			
23	Training 1			
24	Training 2			
25	Training 3			
26	1st Level 1			
27	1st Level 2			
28	1st Level 3	24A	24B	24C
29	2nd Level TOC		All Combined	
30	3rd Level TOC		All Combined	
31	Musical Freestyle TOC		WDAA or USDF	

Driving Classes to be Offered

31 ADS Arena Driving Trial Training Test 1

32 ADS Arena Driving Trial Preliminary Test 1

Please note that the driving arena does not have to be regulation size, must have letters correctly placed and videotaped at C.

Entries due July 1, 2021

Tests submitted June 21-July 4, 2021

Awards: Ribbon rosettes will be awarded through 6th. Champion and Reserve Champion will be awarded for high test scores for Jr. ,AA and Open riders in Western, English, and Driven Divisions separately.

Equipment: This show is Nebraska Dressage and WDAA approved . All WDAA regulations will be followed to include equipment and drug use laws <https://westerndressageassociation.org/>

The show will also adhere to NDA and USDF requirements and WDAA equipment, tests and guidelines. American Driving Society ADT tests will be the new 2020 Training 1 and Preliminary 1 and are available on the weblink: http://www.americandrivingsociety.org/dressage_test.asp.

All riders and drivers must wear a helmet while mounted with the exception of adult drivers during dressage. No bareback riding allowed.

Attire: WDAA show equipment and attired required. ADS attire and rules for driving classes. For dressage: informal attire is encouraged, but must have sleeves and collar at all times while mounted. Neat solid polo shirts or blouses slowed for English.

See more information about S & L Stables on our website:

www.sandlstables.com

S & L Stables

HOME EVENT CALENDAR EXPERIENCE FACILITIES WDAA Test Videos LESSON HORSES CONTACT Blog

WELCOME


S & L Stables specializes in the following: Western, English and driven dressage (all ages) and natural horsemanship skills to improve respect between horse and rider.

Life and Sheila Purdum,

WDAA Train the Trainers Graduate and USEF Western Dressage "r" Judge

Active Members of Eastern NE Driving Society, Bluestem Miniature Horse Club, Nebraska Dressage Association, WDAA, and American Driving Society

S & Stables has been busy with our 4-H Friday Webinars (all are welcome) and planning our camps, clinics and show schedule for 2021. Please checkout our Calendar page for specifics. Our very popular Beginner Horse Camp will be held July 19-22, 2021. Email us for a flyer. Jenna Brumm will be back May 15th for a Western Dressage Clinic. Please feel free to contact us at anytime about your equine interests.



Entry Form and Liability Release

Name: _____ Circle One: Jr AA Open

Address: _____; Email _____

Phone: _____ Horse Name: _____

Rider WDAA# _____ Horse WDAA# _____

Class #	Description	\$25.00/test
_____	_____	_____
_____	_____	_____
_____	_____	_____
_____	_____	_____

AA/Open—\$25/test; 4-H \$20/test

Office Fee -\$10/horse

Total

Payment by PayPal to purdumstables@gmail.com or by check, send to:

S and L Stables and mail to: Sheila Purdum, **12301 S. 176th St., Bennet, NE. 68317**

purdumstables@gmail.com

LIABILITY RELEASE — MUST SIGN!

Under Nebraska law, an equine professional is not liable for an injury to or the death of a participant in equine activities resulting from the inherent risks of equine activities, pursuant to sections 25-21,249 to 25-21,253, Nebraska Revised Statutes. I AGREE to release, indemnify and hold harmless S and L Stables, owners, instructors, and volunteers from and against any and all loss, liability, or damage arising from, because of, or in connection with my participation in this competition. I also hereby agree to release, indemnify, and hold harmless the management of the competition, its agents, and volunteers from and against any and all loss, liability, or damage arising from, because of, or in connection with my participation in this equine event or competition. If I am a parent or legal guardian of a participant under the age of 19, I consent to the child's participation, agree to all of the above provisions, and agree to assume all of the obligations of this release on the child's behalf. By my signature, I acknowledge that I have read and understand the foregoing Liability Release. (Competitors under 19 must have parent or legal guardian sign.)

_____ Date:

2021

US NATIONAL DRESSAGE CLASSIC REGIONAL CHAMPIONSHIP QUALIFIER

1 Venue | 2 Championship Levels | 3 Sports

Qualifying Period: January 1 – August 15, 2021

Regional Championships: August 16 – September 19, 2021

National Finals: September 20 – October 24, 2021

SUMMER SOLSTICE SHOW

- Top 3 riders from each class are automatically qualified for the on-line regional championships.
- Enter all classes of the level to be eligible for the All Round Championship for that level
- Enter the highest test of the level to be eligible for the Level Championship
- *Minimum qualifying scores required to advance to regionals (60%)*

REGIONAL CHAMPIONSHIPS

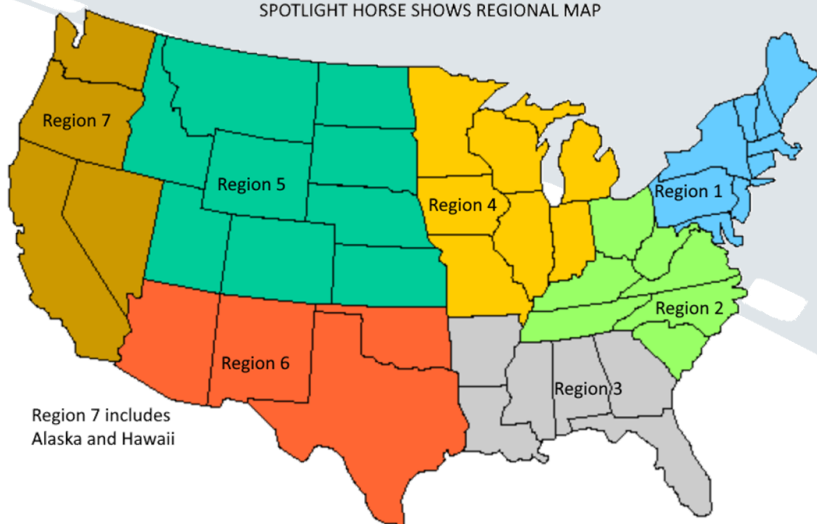
- There are 7 regions
- Top 10 riders from each championship are qualified for the National Finals.
- *Minimum qualifying scores required for Finals*

NATIONAL FINALS

- Two Champions per Level
 - All-Around Champion
 - Level Champion

**Riders can participate in any show
qualifier nationwide but will
represent their home state in the
Regional Championships**
For more details visit:
www.SpotlightHorseShows.com

SPOTLIGHT HORSE SHOWS REGIONAL MAP




Region 7 includes
Alaska and Hawaii

SPOTLIGHT HORSE SHOWS presents
US NATIONAL Dressage Classic
ONLINE COMPETITION SERIES
DRESSAGE • EVENTING DRESSAGE
WESTERN DRESSAGE *
*WDAA Recognized Show
We put *you* in the spotlight!
Education. Online Shows. Individual & Team Competitions
SpotlightHorseShows.com
SPOTLIGHT HORSE SHOWS

US NATIONAL *Dressage Classic* Championships



Show Name		Entries Open	Entries Close	Submit Videos To	Judging Ends	Results	Dressage Judge	Eventing Dressage Judge	Western Dressage Judge
Regional #1 Championships	WDAA, USNDC	3/4	8/15	9/6	9/17	9/19	Maryal Barnett - S	Cara Whitham -	Beth Barritt - R
Regional #2 Championships	WDAA, USNDC	3/4	8/15	9/6	9/17	9/19	Sue Kolstad - S	TBD	Susan Lang - R
Regional #3 Championships	WDAA, USNDC	3/4	8/15	9/6	9/17	9/19	Michael Poulin - S	Marilyn Payne - FEI 4*	Joanne Coy -R
Regional #4 Championships	WDAA, USNDC	3/4	8/15	9/6	9/17	9/19	Anne Cizadlo - S	Cara Whitham -	TBD
Regional #5 Championships	WDAA, USNDC	3/4	8/15	9/6	9/17	9/19	Donna Richardson -	TBD	Carolyn Lindholm - R
Regional #6 Championships	WDAA, USNDC	3/4	8/15	9/6	9/17	9/19	Shirley Rector - S	TBD	Eleanor Stine- Masek - R
Regional #7 Championships	WDAA, USNDC	3/4	8/15	9/6	9/17	9/19	Charlotte Trentelman - S	Cara Whitham - retired 5*	Joyce Swanson - R



Show Name	Entries Open	Entries Close	Submit Videos To	Judging Ends	Results
National Finals	9/19	9/27	10/10	10/24	10/25

Dressage Judge	Eventing Dressage Judge	Western Dressage Judge
Cara Whitham - S and retired FEI 5*, Maryal Barnett - S	Marilyn Payne - FEI 4*	Cindy Butler - R

Video Rules

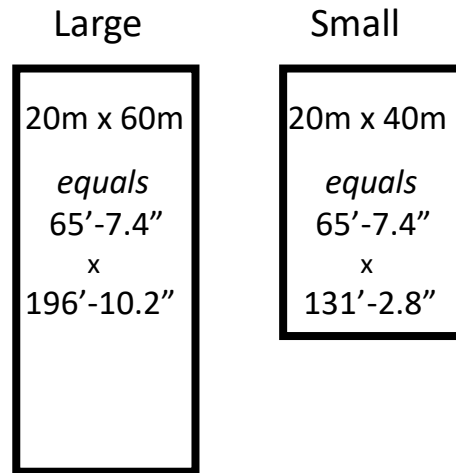
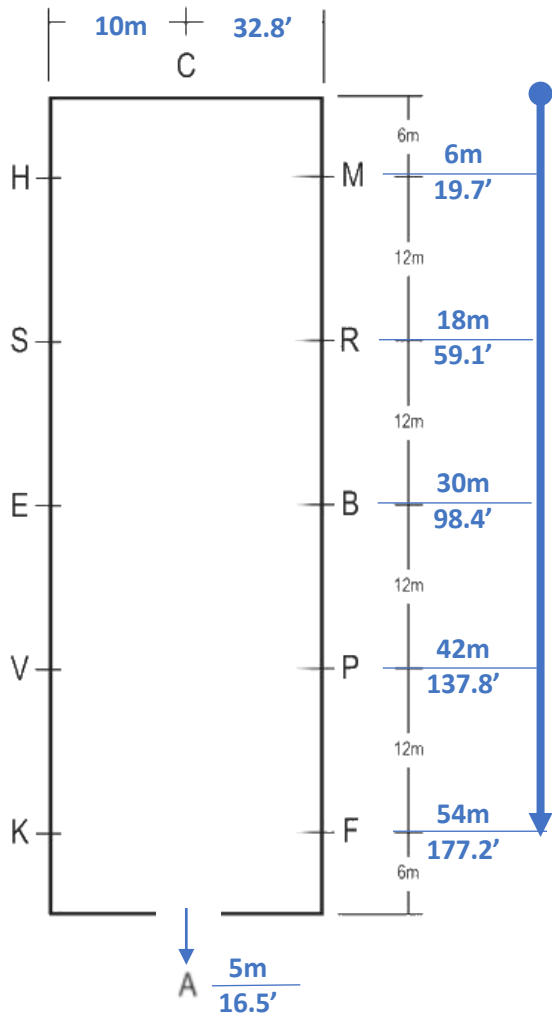
You may videotape your ride as soon as you have your sign. Remember, the judge can only score what they can see, so follow these guidelines carefully!

IMPORTANT! Show Management will review all submissions to ensure adherence to the rules as stated above. If a test does not comply with the rules, Show Management will contact the exhibitor immediately via email or phone. The exhibitor will have 48 hours to resubmit their test from the time of the notification. Please take all guidelines into consideration when preparing your test submissions.

- Use arenas that are as close to regulation size as possible and be sure letters are set appropriately to be viewed by the judge. Cones with large letters on them and poles on the ground to delineate the corners are acceptable. Large letters taped on walls work as well.
- To insure that only videos taped for this competition are used, videos of tests must be unedited from start to finish, including the sign and equipment check. They must be one continuous recording with the horse and rider visible at all times.
- Videos must be filmed in LANDSCAPE orientation.
- The test must be videoed from behind C, where the judge would normally be seated. Try and set the camera 4-5' off the ground. It makes the geometry easier for the judge to see.
- Prior to beginning the test, the PREFILLED CLASS INFORMATION SIGN (including the DATE filmed) must be videoed for at least 5 seconds. Remove the sign just before the ride begins. The videographer can hold the sign then move back to behind the camera or hold the sign in front of the camera at arm's length while also holding the camera. There must be no edits between when the sign is shown and the rider appears.
- Keep the horse in frame, paying close attention to the near corners. On the far side, you can zoom in for clearer judging visibility. The horse and rider must be visible at all times through to the end of the equipment check.
- Make sure to keep the letters in the frame that are elements of the test being performed.
- As soon as the test is finished, the camera must slowly circle the horse and rider showing all equipment and attire, including spurs and whip if used. If the videographer is unable to enter the arena, at G the rider may turn the horse slowly, wait five seconds, then turn slowly to show the second side, and wait an additional 5 seconds to complete filming of the equipment. Standard Equipment Rules apply to all divisions.
- Following equipment check, the rider will dismount and show that two fingers can fit between the cavesson or bosal and the horse's cheek. Western Division Only: When dismounted, drop the bit so it can be evaluated. NOTE: Hold the bridle so as not to obscure the curb strap or curb chain. Demonstrate that the curb strap or chain is flexible and is at least ½ inch wide. Make sure the judge can see all parts of the bridle, including bit and reins clearly. Exceptional riders are exempt from this portion.
- Standard equipment rules for the division ridden must be used.
- WDAA equipment and apparel rules apply to the Western Dressage division. However, clean, neat, and tidy schooling show dress for qualifier shows is allowed for dressage and eventing dressage.
- The test pattern may be called, but Coaching during the test is not allowed (unless specified).
- Videos must be in focus.
- The natural background sound for the test must be audible. Tests with no sound will not be accepted.
- Bridle and saddle pad numbers are not allowed.
- All videos must be saved as MP4 files and then sent to purdumstables@gmail.com via Google, utube. If you are having troubles doing this, please contact Sheila Purdum at purdumstables@gmail.com or 402-560-2255.

Arena Sizes

Be aware that some test call for a small arena and others for a large arena. Below are the dimensions needed for you to set up your arena at home.

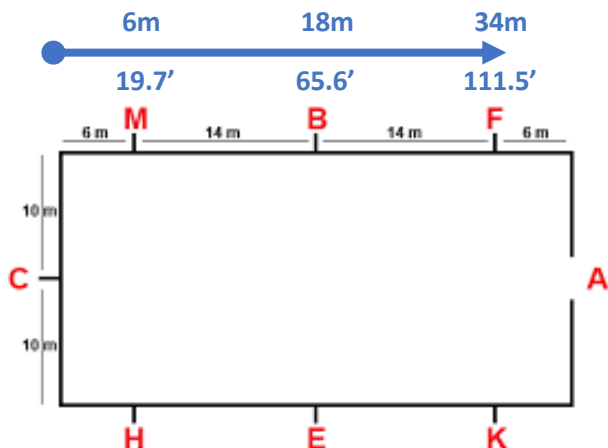


In the LARGE arena:

- Place a mark on the long rail at the following distances from the corner:
 - M: 6m = 19.7'
 - R: 18m = 59.1'
 - B: 30m = 98.4'
 - P: 42m = 137.8'
 - F: 54m = 177.2'
- Place your letters 2 feet from the rail as these marks
- Repeat on the other long side

In the SMALL arena:

- Place a mark on the long rail at the following distances from the corner:
 - M: 6m = 19.7'
 - B: 20m = 65.6'
 - F: 34m = 111.5'
- Place your letters 2 feet from the rail as these marks
- Repeat on the other long side
- C is 10m (or 32.8') in on the short side. Place that letter 2' from the rail as well.



Amateur Status Declaration

To compete in Amateur classes in the Western Dressage Division, competitors are required to provide proof of Amateur status in one of three ways. Declaration can be made at www.spotlighthorseshows.com

1. Submit a copy of amateur card from a recognized equestrian sports governing organization (USEF, AQHA, APHA etc.)

2. Attest that you are serving an internship for college credit through your respective accredited college program and have never held professional status.

3. Attest that you meet the qualifications below.

I attest that, after my 18th birthday, I have not:

- a) Accepted remuneration for riding, driving, showing, training, schooling, or conducting clinics or seminars.
- b) Accepted remuneration for giving riding or driving lessons, lessons in showmanship, instructions in equitation or horse training. (Persons acting as counselors at summer camps, who are not hired in the exclusive capacity of riding instructors, are excluded and persons giving instructions and training to the handicapped are also excluded).
- c) Accepted remuneration AND acted as an agent in the sale of a horse or pony or accepted a horse or pony on consignment for the purpose of sale or training that is not owned by me, my cohabitant, or family member, a farm/ranch/syndicate/partnership/corporation/business I, my cohabitant or family member controls.
- d) Accepted remuneration for the use of my name, photograph or other form of personal association as a horseman in connection with any advertisement or article to be sold.
- e) Accepted prize money in equitation or showmanship classes, except in amateur or owner classes.
- f) Advertised my professional services such as training or giving lessons by way of business cards, print ads, or internet. Exception: The writing of books or articles pertaining to horses.
- g) Accepted a token of appreciation, other than money, for riding, driving, or showing in hand in halter (tokens worth more than \$300 are considered remunerations)

Junior Status

Riders are eligible to compete as juniors if they are 17 years of age or less at the beginning of the 2021 competition year (December 1, 2020 – November 30, 2021). GR 103.

Open Classes

Any horse or rider may enter an open class if a junior or Amateur class is not available for that test. Example: Musical Freestyles are Open classes where Juniors, Amateurs, and Professionals compete together.

Any rider with a Professional rating may not enter Junior or Amateur classes.

WESTERN DRESSAGE ASSOCIATION®

OF AMERICA

GUIDELINES FOR GAITED HORSES

There are a significant number of gaited horse breeds (about 30 in North America), all with gaits specific to their breed. In Western Dressage competition, the gaited horse will perform a saddle gait in place of the jog. The saddle gait selected should be the gait in which the horse is balanced and athletically comfortable performing. The saddle gait is a 4 beat lateral or diagonal gait, timely and evenly performed. The tempo, rhythm and foot falls of the gait they choose to show must not change throughout the test. The true four beat gait the horse performs, should be able to be ridden in a working, lengthened, free and collected manner as the Western Dressage test calls for.

All rules can be found in the USEF Rule Book under Western Dressage.

WD106 Saddle Gait

The saddle gait has a noticeable increase in cadence from the working walk. Excessive speed or slowness will be penalized.

1. In lieu of a jog, gaited horses perform gaits of various rhythms and footfalls. The gaited horse will perform a saddle gait in place of the jog.
2. The saddle gait may be either a lateral or diagonal gait, timely and consistently performed. The tempo, rhythm and foot falls of the gait the rider chooses to perform must not change throughout the test. The gait the horse performs, should be able to be ridden in a working, lengthened, free and collected manner as the Western Dressage test specifies.
3. The quality of the saddle gait is judged by general impression, i.e. the regularity and rhythm of the steps, the cadence and impulsion. This quality originates from the horse having a supple back and well engaged hind quarters, and the ability to maintain the same rhythm and natural balance in all variations of the saddle gait.
 - a. Collected Saddle Gait. The horse, remaining “on the bit”, moves forward with the neck raised and arched and showing clear self-carriage. The head approaches the vertical position and a light contact is maintained with the mouth. The hocks are well-engaged and must maintain an energetic gliding impulsion, enabling the shoulders to move more freely. Although the horse’s steps are shorter than in the other saddle gaits, elasticity and cadence are not lessened.
 - b. Working Saddle Gait. With an energetic, regular consistent rhythm; the horse must go forward with consistent and elastic steps. The back must be relaxed and the shoulders free, while there is an obvious push from the hindquarters. The hind legs actively glide under the horse. The horse must show proper balance and maintain light contact with the bit. The horse’s nose must be on or slightly in front of the vertical.
 - c. Lengthening of Stride. This is a variation of the Working saddle gait; the horse covers more ground while maintaining the same tempo, consistent rhythm as in the Working saddle gait. Speeding up is a fault.
 - d. Free Saddle Gait. The Free saddle gait will show moderate lengthening of stride and frame compared to the Working saddle gait. Without hurrying, the horse goes forward with clearly lengthened steps, with impulsion from the hindquarters and uphill balance. The rider allows the horse to carry the head a little more in front of the vertical than at the Collected and the Working saddle gait. The horse’s neck is “out”, down and forward, with the nose slightly in front of the vertical, with a loose rein and the poll at approximately the same height as the wither (the neck is level). The steps should be consistent, the whole movement balanced and unconstrained, while maintaining a consistent rhythm.



Western Dressage Association® of America (WDA)

P.O. Box 2349 Parker, CO 80134

www.WesternDressageAssociation.org

info@westerndressageassociation.org

Western Dressage Competition Rules

All owners, and riders MUST be a member of WDAA to compete in the Western Division. You may join WDAA at www.westerndressageassociation.org.

Amateur Status

If you are entering amateur classes, you must submit a WDAA DECLARATION OF AMATEUR STATUS form . Please read the form and provide needed documents accordingly. If you select option 1 (you possess an “ACTIVE” amateur card from USEF, AQHA, APHA or any other equestrian association), you must also submit a copy of the card.

If you are found to NOT be an amateur, you will forfeit your entries with no refund

Junior Status: Riders are eligible to compete as juniors if they are 17 years of age or less at the beginning of the 2020 competition year (December 1, 2019 – November 30, 2020). GR 103.

All Decisions Are Final

All decisions of equipment checkers, show secretary, and judges are final. There is no protest covenant at this non USEF licensed event.

Class Restrictions

- Horses may be ridden by two riders. Each horse/rider combination requires a separate entry with all signatures and emergency contact. WD 102
- No horse may be ridden in the same class number more than once (even with a different rider) per WD 102.2
- Horse/rider combinations showing in walk/jog horsemanship classes are not eligible for other horsemanship classes or any test other than Introductory Level (Different horse/rider combinations are eligible for other rail classes and tests)
- Horses may only compete in levels that are adjacent with the same rider. For example, a horse may not be ridden in a basic level test and a level two test UNLESS with a different rider. WD 102.
- A horse may be ridden by a maximum of two riders. WD 102.

Exceptional Rider Classes

Riders entered in Exceptional Rider and Coached classes may not cross enter into other classes in the show.

Participants must abide by all USEF regulations pertaining to attire, tack and equipment for the recognized show. Reference GR821 for additional information.

Tests

We will be using the 2017 WDAA/USEF Western Dressage tests - www.westerndressageassociation.org

Attire and Equipment

USEF rules and guidelines will be used for attire and equipment. For more information please review the USEF rule by clicking this link [WD 120 121 122 123](#).

Other

Every class offered herein which is covered by the rules and specifications of the current rules and of the current USEF/WESTERN DRESSAGE rules will be judged in accordance therewith.

Horse Lifetime Points & Awards Program

WDAA Horse Lifetime Points & Awards Program

The WDAA Horse Lifetime Points & Awards Program tracks points achieved by a horse throughout their Western Dressage career.

Points must be earned at WDAA recognized shows (find shows under Events on WDAA website)

Open to all horses, ponies, and mules regardless of breed, type, age, etc.

Points may be earned with more than one rider.

Owners and persons participating and/or riding a horse in the program must be current WDAA members in good standing.

Points awarded at all WD levels and Freestyle tests, as well as for rail classes.

WDAA World Championship Show test/classes earn triple points.

USEF shows with a USEF-licensed Western Dressage judge earn double points. Check the WD judge directory on the WDAA home page under "Important Links" to see whether your judge qualifies for double points.

Program Fees

- Horse Enrollment Fee: \$100
- Annual Recording Fee: \$50
- Test Submission Fee: \$10/test or rail class



Where to Get More Information

Email

info@westerndressageassociation.org
Kathy@westerndressageassociation.org

Website

<http://westerndressageassociation.org/wdaa-horse-lifetime-points-and-awards-program/>

Awards for Points Earned in WDAA Recognized Shows

- WDAA Register Of Merit = 35 points
- WDAA Register Of Achievement = 100 points
- WDAA Register Of Excellence = 200 points
- WDAA Bronze Medalist = 300 points with at least 5 tests Level 1 or higher
- WDAA Silver Medalist = 400 points with at least 5 tests Level 2 or higher
- WDAA Gold Medalist = 500 points with at least 5 tests Level 3 or higher
- WDAA Supreme Champion = 700 points with at least 5 tests Level 4 or higher



"I have always been so very impressed with the work that The Dressage Foundation does. They make a tangible difference in the lives of their grant and scholarship recipients. It is a top-notch organization and one that we want to support."

Gail Matheus, Spotlight Horse Shows
Spotlight Horse Shows, a division of Stonegate, LLC, is a Corporate Sustaining Partner of The Dressage Foundation.



Paint Alternative Competition Program (PAC)

Description

Through the Paint Alternative Competition Program (PAC), you can get recognition for accomplishments in competitive events or just spending time in the saddle. Your accomplishments can be recorded on your registered horse's official lifetime performance record through PAC.

Easy to Enroll

An APHA or AjPHA membership is required to enroll and participate in PAC.

The horse owner must be a member to receive any awards from the association.

Annual enrollment of the horse in PAC is required, even though you don't have to own the horse.

An exhibitor's report form must be submitted within 30 days of the event or a PAC Riding Log must be submitted monthly. Forms can be found on our website at

www.apha.com/pac/forms or online submittal is available at

www.aphaonline.org/aphaonline/index.aspx.

You have 90 days to make any corrections once the PAC information is posted.

Awards

- Certificate of Recognition: A minimum of 20 credits in any one approved category
- Certificate of Achievement: 60 or more credits in any one approved category
- to the top 5 horses who earn the most
- PAC Year-End awards are presented to the top 5 horses who earn the most credits in one category along with recognition in the Paint Horse Journal.
- Six PAC Top Five awards go to the top five horses earning credits in at least six different categories in both Open and Youth categories.
- The title of Six PAC Champion will be given to any horse that places first in at least six different categories on the PAC Leader's List in a single year.
- The PAC Versatility Champion will be awarded to a horse that has earned a PAC Certificate of Achievement award in five (5) different Open PAC categories.
- The PAC Youth Versatility Champion will be awarded to a horse that has earned a PAC Certificate of Achievement award in five (5) different Youth PAC categories.

PAC Categories in this Show

Dressage – Includes Dressage, Western Dressage, and Eventing Dressage

**For more information on joining PAC, call (817) 834-2742
or e-mail pac@apha.com.**