

US NATIONAL Dressage Classic



Regional Championship and 2022 Qualifying Show Dressage – Eventing Dressage – Western Dressage

Entries Open Dates – July 20 – August 15, 2021

Video Submission Dates – Up to September 6, 2021

Judging Dates – September 7 – 17, 2021

This show is open to anyone.

Only the championship classes are restricted to those
who previously qualified.

Top Regional riders will advance to the November National Finals



QUALIFER FOR:
2022 US National Dressage Classic Regionals

ELIGIBLE FOR:
WDAA Horse Lifetime Points
APHA PAC Awards



ONLINE COMPETITION SERIES



Presented by

SPOTLIGHT
HORSE SHOWS

DRESSAGE • EVENTING DRESSAGE • WESTERN DRESSAGE

Our Judges

Show Name	Dressage	Eventing Dressage	Western Dressage
Region #1 Show & Championships	Maryal Barnett - S	Cara Whitham - retired 5*	Beth Barritt - R
Region #2 Show & Championships	Sue Kolstad - S	Cara Whitham - retired 5*	Joyce Swanson - R
Region #3 Show & Championships	Michael Poulin - S	Cara Whitham - retired 5*	Joanne Coy -R
Region #4 Show & Championships	Anne Cizadlo - S	Cara Whitham - retired 5*	Marie Maloney - R
Region #5 Show & Championships	Donna Richardson - S	Cara Whitham - retired 5*	Carolyn Lindholm - R
Region #6 Show & Championships	Maryal Barnett - S	Cara Whitham - retired 5*	Eleanor Stine-Masek - R
Region #7 Show & Championships	Charlotte Trentelman - S	Cara Whitham - retired 5*	Susan Lang - R

Show Secretary

Contact Gail Matheus at Gail@SpotlightHorseShows.com

Show Entry Information

Step 1: Complete Your Entry Form

Create an account on www.spotlighthorseshows.com

- Select your show
- Enter the show office information first – You will need your membership numbers for club awards and Western Dressage.
- Select your division (Dressage, Eventing Dressage, Western Dressage)
- Filter on your competition level
- Select your classes
 - Note: Copies of the test and pre-qualifying requirement information is found in each of the class details.
- Check out

Step 2: Membership and Competition Level Verification

- Your membership numbers and class selection will be verified prior to confirmation of your show entry.
- Upon acceptance, you will receive an e-mail with your pre-filled class sign. This must be displayed at the start of your video

Step 3: Film and Upload Your Videos

- Read the video rules and follow them carefully
- If you do not already have one, create your YouTube channel and upload your videos.
- Once done, copy and paste the class description and video links on the Video Submission Form found on the show website.

Step 4: Judging and Results

- Your classes will be judged the week after the video submission phase ends.
- All judge's decisions are final.
- Results will be posted by March 4th
- Copies of your completed test sheets will be e-mailed to you.

Note:

- Management reserves the right to change officials, combine or cancel classes, and modify the schedule to make whatever changes are required by circumstances to the competition specifications.
- Management reserves the right to refuse or require withdrawal of an entry for cause deemed sufficient by Show Management.

2022

US NATIONAL DRESSAGE CLASSIC REGIONAL CHAMPIONSHIP QUALIFIER

1 Venue | 2 Championship Levels | 3 Sports

Qualifying Period: August 15, 2021– August 15, 2022

Regional Championships: August 16 – September 30, 2022

National Finals: November 1 – December 9, 2022

GROUP QUALIFIERS

- Enter any Spotlight Dressage show designated as a qualifier
- Earn a 60% or higher at the highest test of the level are automatically qualified for the Level Championship.
- Enter all classes of the level to be eligible with a minimum average score of 60% for the All Round Championship for that level

REGIONAL CHAMPIONSHIPS

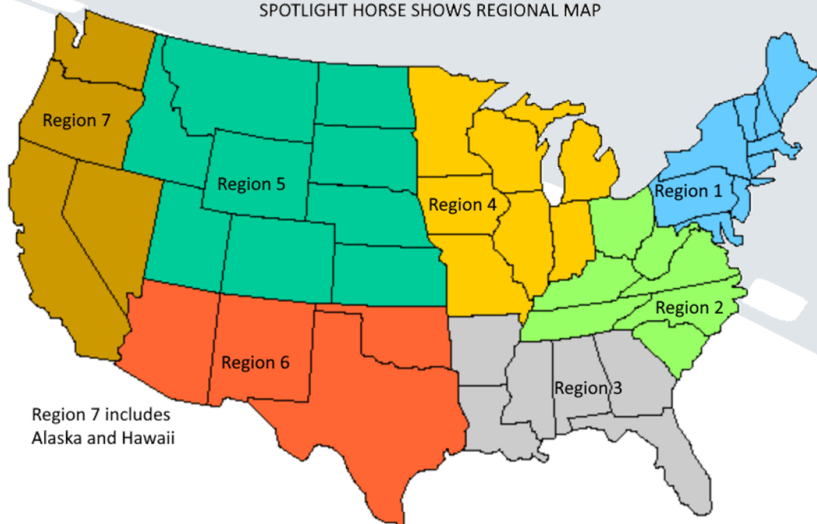
- There are 7 regions
- Top 10 riders from each championship are qualified for the National Finals.
- *Minimum qualifying scores required for Finals*

Riders can participate in any show qualifier nationwide but will represent their home state in the Regional Championships

NATIONAL FINALS

- Two Champions per Level
 - All-Around Champion
 - Level Champion

SPOTLIGHT HORSE SHOWS REGIONAL MAP



Region 7 includes
Alaska and Hawaii

SPOTLIGHT HORSE SHOWS presents
US NATIONAL Dressage Classic
ONLINE COMPETITION SERIES
DRESSAGE • EVENTING DRESSAGE
WESTERN DRESSAGE *
*WDAA Recognized Show
We put *you* in the spotlight!
Education. Online Shows. Individual & Team Competitions
SpotlightHorseShows.com
SPOTLIGHT HORSE SHOWS

Fees and Refunds

DRESSAGE DIVISION	Classes	Championship Classes
Introductory – Third Level	\$35	\$45
Fourth Level – Grand Prix	\$35	\$45
Musical Freestyle	\$35	\$45

EVENTING DIVISION	Classes	Championship Classes
All Classes	\$35	\$45

WESTERN DRESSAGE DIVISION	Classes	Championship Classes
Introductory – Level 2	\$35	\$45
Level 3 – Level 4	\$35	\$45
Musical Freestyle	\$35	\$45

ADMINISTRATIVE FEES	
Show Office Fee	\$25
Horse/Class Change Fee	\$25
Insufficient Funds	\$30

- Payment: Entries must be completed online at SpotlightHorseShows.com with online entry form by the closing date.
- Payment is accepted through PayPal. All fees are in US dollars. You will have the option to use a credit card or check when using PayPal.
- One show office entry fees allows the same horse and rider team to cross-enter divisions.
- No class or horse changes can be made after the closing date
- Refunds: Entries canceled for any reason prior to the closing date will be refunded, minus the show office fee. In the event the competition is canceled, Total Entry Fees minus the office fee will be refunded. Thank you for understanding.

Awards

QUALIFER SHOW RIBBONS

Ribbons through 6th place will be awarded in all classes

US NATIONAL DRESSAGE CLASSIC NATIONAL FINAL ADVANCEMENT

Riders who place are eligible to compete in the Regional Championship for their home state. A qualifying score is required to advance.

Division	Score
Dressage	Minimum 60%
Western Dressage	Minimum 60%
Eventing Dressage	Maximum 40 penalty points

WDAA WORLD SHOW

The 2022 WDAA World Show Championship qualification requirements have not been made available at the time this prize list was printed.

WDAA HORSE LIFETIME POINTS AND AWARDS PROGRAM

Scores earned at this show count ½ points toward WDAA Horse Lifetime Points & Awards Program. It is optional to participate in this program. For more information, or to enroll in the program, please visit www.westerndressageassociation.org/wdaa-horse-lifetime-points-and-awards-program/

Video Rules

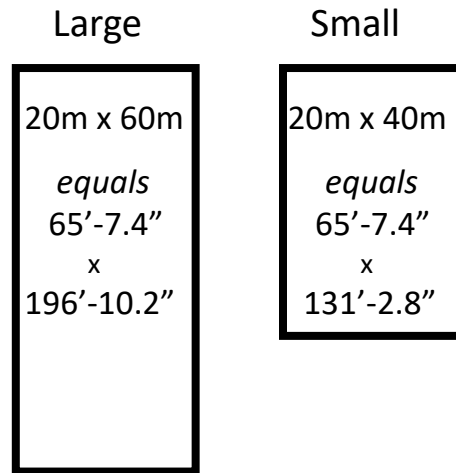
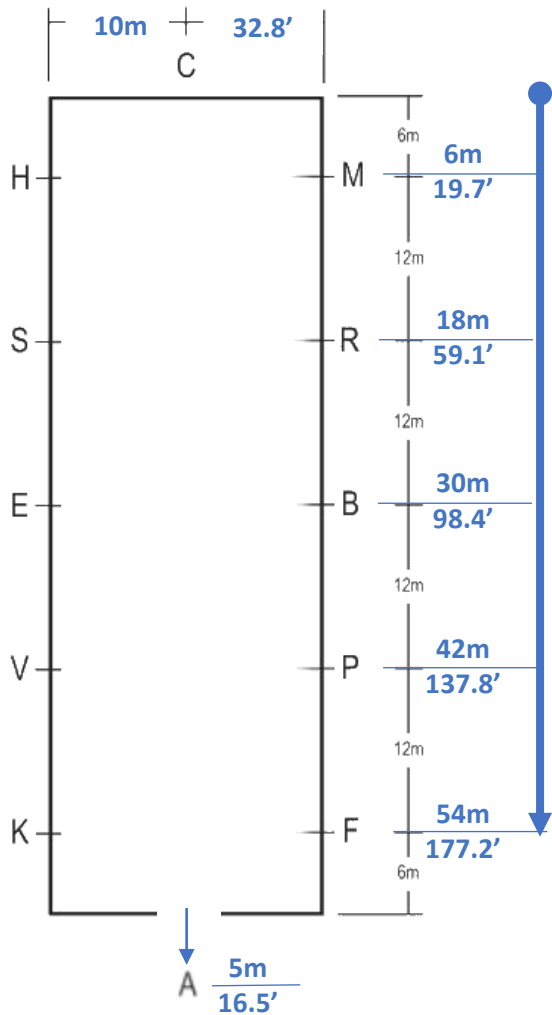
You may videotape your ride as soon as you have your sign. Remember, the judge can only score what they can see, so follow these guidelines carefully!

IMPORTANT! Show Management will review all submissions to ensure adherence to the rules as stated above. If a test does not comply with the rules, Show Management will contact the exhibitor immediately via email or phone. The exhibitor will have 48 hours to resubmit their test from the time of the notification. Please take all guidelines into consideration when preparing your test submissions.

- Use arenas that are as close to regulation size as possible and be sure letters are set appropriately to be viewed by the judge. Cones with large letters on them and poles on the ground to delineate the corners are acceptable. Large letters taped on walls work as well.
- To insure that only videos taped for this competition are used, videos of tests must be unedited from start to finish, including the sign and equipment check. They must be one continuous recording with the horse and rider visible at all times.
- Videos must be filmed in LANDSCAPE orientation.
- The test must be videoed from behind C, where the judge would normally be seated. Try and set the camera 4-5' off the ground. It makes the geometry easier for the judge to see.
- Prior to beginning the test, the PREFILLED CLASS INFORMATION SIGN (including the DATE filmed) must be videoed for at least 5 seconds. Remove the sign just before the ride begins. The videographer can hold the sign then move back to behind the camera or hold the sign in front of the camera at arm's length while also holding the camera. There must be no edits between when the sign is shown and the rider appears.
- Keep the horse in frame, paying close attention to the near corners. On the far side, you can zoom in for clearer judging visibility. The horse and rider must be visible at all times through to the end of the equipment check.
- Make sure to keep the letters in the frame that are elements of the test being performed.
- As soon as the test is finished, the camera must slowly circle the horse and rider showing all equipment and attire, including spurs and whip if used. If the videographer is unable to enter the arena, at G the rider may turn the horse slowly, wait five seconds, then turn slowly to show the second side, and wait an additional 5 seconds to complete filming of the equipment. Standard Equipment Rules apply to all divisions.
- Following equipment check, the rider will dismount and show that two fingers can fit between the cavesson or bosal and the horse's cheek. Western Division Only: When dismounted, drop the bit so it can be evaluated. NOTE: Hold the bridle so as not to obscure the curb strap or curb chain. Demonstrate that the curb strap or chain is flexible and is at least ½ inch wide. Make sure the judge can see all parts of the bridle, including bit and reins clearly. Exceptional riders are exempt from this portion.
- Standard equipment rules for the division ridden must be used.
- WDAA equipment and apparel rules apply to the Western Dressage division. However, clean, neat, and tidy schooling show dress for qualifier shows is allowed for dressage and eventing dressage.
- The test pattern may be called, but Coaching during the test is not allowed (unless specified).
- Videos must be in focus.
- The natural background sound for the test must be audible. Tests with no sound will not be accepted.
- Bridle and saddle pad numbers are not allowed.
- Only video links from YouTube will be accepted.

Arena Sizes

Be aware that some test call for a small arena and others for a large arena. Below are the dimensions needed for you to set up your arena at home.

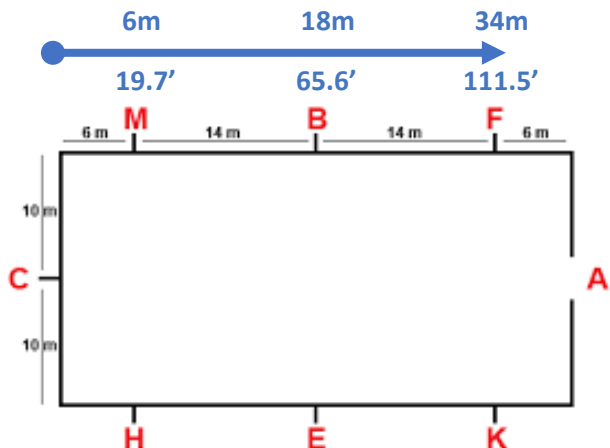


In the LARGE arena:

- Place a mark on the long rail at the following distances from the corner:
 - M: 6m = 19.7'
 - R: 18m = 59.1'
 - B: 30m = 98.4'
 - P: 42m = 137.8'
 - F: 54m = 177.2'
- Place your letters 2 feet from the rail as these marks
- Repeat on the other long side

In the SMALL arena:

- Place a mark on the long rail at the following distances from the corner:
 - M: 6m = 19.7'
 - B: 20m = 65.6'
 - F: 34m = 111.5'
- Place your letters 2 feet from the rail as these marks
- Repeat on the other long side
- C is 10m (or 32.8') in on the short side. Place that letter 2' from the rail as well.



Amateur Status Declaration

To compete in Amateur classes in the Western Dressage Division, competitors are required to provide proof of Amateur status in one of three ways. Declaration can be made at www.spotlighthorsheshows.com

1. Submit a copy of amateur card from a recognized equestrian sports governing organization (USEF, AQHA, APHA etc.)

2. Attest that you are serving an internship for college credit through your respective accredited college program and have never held professional status.

3. Attest that you meet the qualifications below.

I attest that, after my 18th birthday, I have not:

- a) Accepted remuneration for riding, driving, showing, training, schooling, or conducting clinics or seminars.
- b) Accepted remuneration for giving riding or driving lessons, lessons in showmanship, instructions in equitation or horse training. (Persons acting as counselors at summer camps, who are not hired in the exclusive capacity of riding instructors, are excluded and persons giving instructions and training to the handicapped are also excluded).
- c) Accepted remuneration AND acted as an agent in the sale of a horse or pony or accepted a horse or pony on consignment for the purpose of sale or training that is not owned by me, my cohabitant, or family member, a farm/ranch/syndicate/partnership/corporation/business I, my cohabitant or family member controls.
- d) Accepted remuneration for the use of my name, photograph or other form of personal association as a horseman in connection with any advertisement or article to be sold.
- e) Accepted prize money in equitation or showmanship classes, except in amateur or owner classes.
- f) Advertised my professional services such as training or giving lessons by way of business cards, print ads, or internet. Exception: The writing of books or articles pertaining to horses.
- g) Accepted a token of appreciation, other than money, for riding, driving, or showing in hand in halter (tokens worth more than \$300 are considered remunerations)

Junior Status

Riders are eligible to compete as juniors if they are 17 years of age or less at the beginning of the 2021 competition year (December 1, 2020 – November 30, 2021). GR 103.

Open Classes

Any horse or rider may enter an open class if a junior or Amateur class is not available for that test. Example: Musical Freestyles are Open classes where Juniors, Amateurs, and Professionals compete together.

Any rider with a Professional rating may not enter Junior or Amateur classes.

WESTERN DRESSAGE DIVISION CLASS LIST



Qualifier for:

2022 US National Dressage Classic Regional Championships

Uses WDAA Tests, which can be found at westerndressageassociation.org
or in the class information at spotlighthorsheshows.com

Enter all tests of the level to be eligible for the All Around Championship Qualifier

Description	Open	Adult Amateur	JR	Gaited
Introductory Level, Test 1	INT1-O	INT1-A	INT1-J	INT1-G
Introductory Level, Test 2	INT2-O	INT2-A	INT2-J	INT2-G
Introductory Level, Test 3	INT3-O	INT3-A	INT3-J	INT3-G
Introductory Level, Test 4	INT4-O	INT4-A	INT4-J	INT4-G
Basic Level, Test 1	BT1-O	BT1-A	BT1-J	BT1-G
Basic Level, Test 2	BT2-O	BT2-A	BT2-J	BT2-G
Basic Level, Test 3	BT3-O	BT3-A	BT3-J	BT3-G
Basic Level, Test 4	BT4-O	BT4-A	BT4-J	BT4-G
Level 1, Test 1	L1T1-O	L1T1-A	L1T1-J	L1T1-G
Level 1, Test 2	L1T2-O	L1T2-A	L1T2-J	L1T2-G
Level 1, Test 3	L1T3-O	L1T3-A	L1T3-J	L1T3-G
Level 1, Test 4	L1T4-O	L1T4-A	L1T4-J	L1T4-G
Level 2, Test 1	L2T1-O	L2T1-A	L2T1-J	L2T1-G
Level 2, Test 2	L2T2-O	L2T2-A	L2T2-J	L2T2-G
Level 2, Test 3	L2T3-O	L2T3-A	L2T3-J	L2T3-G
Level 2, Test 4	L2T4-O	L2T4-A	L2T4-J	L2T4-G
Level 3, Test 1	L3T1-O	L3T1-A	L3T1-J	L3T1-G
Level 3, Test 2	L3T2-O	L3T2-A	L3T2-J	L3T2-G
Level 3, Test 3	L3T3-O	L3T3-A	L3T3-J	L3T3-G
Level 3, Test 4	L3T4-O	L3T4-A	L3T4-J	L3T4-G
Level 4, Test 1	L4T1-O	L4T1-A	L4T1-J	L4T1-G
Level 4, Test 2	L4T2-O	L4T2-A	L4T2-J	L4T2-G
Level 4, Test 3	L4T3-O	L4T3-A	L4T3-J	L4T3-G
Level 4, Test 4	L4T4-O	L4T4-A	L4T4-J	L4T4-G
Freestyle, Intro Level	WDFS-IN	Enter as Open	Enter as Open	Enter as Open
Freestyle, Basic Level	WDFS-B	Enter as Open	Enter as Open	Enter as Open
Freestyle, Level 1	WDFS-1	Enter as Open	Enter as Open	Enter as Open
Freestyle, Level 2	WDFS-2	Enter as Open	Enter as Open	Enter as Open
Freestyle, Level 3	WDFS-3	Enter as Open	Enter as Open	Enter as Open
Freestyle, Level 4	WDFS-4	Enter as Open	Enter as Open	Enter as Open
Costume Freestyle (Intro & Basic)	CFS-I/B	Enter as Open	Enter as Open	Enter as Open
Costume Freestyle (Levels 1-4)	CFS-14	Enter as Open	Enter as Open	Enter as Open
Horsemanship, Intro	HIN	Enter as Open	Enter as Open	Enter as Open
Horsemanship, Basic	HB	Enter as Open	Enter as Open	Enter as Open
Horsemanship, Level 1	H1	Enter as Open	Enter as Open	Enter as Open
Horsemanship, Level 2	H2	Enter as Open	Enter as Open	Enter as Open
Exceptional Rider, Leadline A Walk	ER-LAW	Enter as Open	Enter as Open	Enter as Open
Exceptional Rider, Leadline A	ER-LA	Enter as Open	Enter as Open	Enter as Open
Exceptional Rider, Leadline B	ER-LB	Enter as Open	Enter as Open	Enter as Open
Coached Test, Test 1 Walk Only	C-1WO	Enter as Open	Enter as Open	Enter as Open
Coached Test, Test 1	C1	Enter as Open	Enter as Open	Enter as Open
Coached Test, Test 2	C2	Enter as Open	Enter as Open	Enter as Open
Coached Test, Test 3	C3	Enter as Open	Enter as Open	Enter as Open

DRESSAGE DIVISION CLASS LIST

Qualifier for:
2022 US National Dressage Classic Regional Championships



Uses USDF Tests, which can be found at USDF.org
or in the class information at spotlighthorsheshows.com

Enter all tests of the level to be eligible for the All Around Championship

Description	Open	Amateur	JR
Introductory Level, Test 1	IA-O	IA-A	IA-J
Introductory Level, Test 2	IB-O	IB-A	IB-J
Introductory Level, Test 3	IC-O	IC-A	IC-J
Training Level, Test 1	T1-O	T1-A	T1-J
Training Level, Test 2	T2-O	T2-A	T2-J
Training Level, Test 3	T3-O	T3-A	T3-J
1st Level, Test 1	11-O	11-A	11-J
1st Level, Test 2	12-O	12-A	12-J
1st Level, Test 3	13-O	13-A	13-J
2nd Level, Test 1	21-O	21-A	21-J
2nd Level, Test 2	22-O	22-A	22-J
2nd Level, Test 3	23-O	23-A	23-J
3rd Level, Test 1	31-O	31-A	31-J
3rd Level, Test 2	32-O	32-A	32-J
3rd Level, Test 3	33-O	33-A	33-J
4th Level, Test 1	41-O	41-A	41-J
4th Level, Test 2	42-O	42-A	42-J
4th Level, Test 3	43-O	43-A	43-J
Freestyle, Training Level	FS-T	Enter as Open	Enter as Open
Freestyle, Level 1	FS-1	Enter as Open	Enter as Open
Freestyle, Level 2	FS-2	Enter as Open	Enter as Open
Freestyle, Level 3	FS-3	Enter as Open	Enter as Open
Freestyle, Level 4	FS-4	Enter as Open	Enter as Open
Freestyle, FEI (TOC)	FS-FEI	Enter as Open	Enter as Open
Prix St. George	PSG	Enter as Open	Enter as Open
Intermediare (TOC)	INTER	Enter as Open	Enter as Open
Grand Prix (TOC)	GP	Enter as Open	Enter as Open

CHAMPIONSHIP CLASS LIST

Western Dressage Championship Classes

Uses WDAA Tests, which can be found at westerndressageassociation.org

Enter all tests of the level to be eligible for the All Around Championship Qualifier

Description	All Around Championship Open	All Around Championship Amateur	All Around Championship Junior	All Around Championship Gaited	Level Champ. Open	Level Champ. Amateur	Level Champ. Junior	Level Champ. Gaited
Introductory Level, Test 1	AA-INT1-O	AA-INT1-A	AA-INT1-J	AA-INT1-G				
Introductory Level, Test 2	AA-INT2-O	AA-INT2-A	AA-INT2-J	AA-INT2-G				
Introductory Level, Test 3	AA-INT3-O	AA-INT3-A	AA-INT3-J	AA-INT3-G				
Introductory Level, Test 4	Use Level Championship Class - Score will count toward both championships				LC/AA-INT4-O	LC/AA-INT4-A	LC/AA-INT4-J	LC/AA-INT4-G
Basic Level, Test 1	AA-BT1-O	AA-BT1-A	AA-BT1-J	AA-BT1-G				
Basic Level, Test 2	AA-BT2-O	AA-BT2-A	AA-BT2-J	AA-BT2-G				
Basic Level, Test 3	AA-BT3-O	AA-BT3-A	AA-BT3-J	AA-BT3-G				
Basic Level, Test 4	Use Level Championship Class - Score will count toward both championships				LC/AA-BT4-O	LC/AA-BT4-A	LC/AA-BT4-J	LC/AA-BT4-G
Level 1, Test 1	AA-L1T1-O	AA-L1T1-A	AA-L1T1-J	AA-L1T1-G				
Level 1, Test 2	AA-L1T2-O	AA-L1T2-A	AA-L1T2-J	AA-L1T2-G				
Level 1, Test 3	AA-L1T3-O	AA-L1T3-A	AA-L1T3-J	AA-L1T3-G				
Level 1, Test 4	Use Level Championship Class - Score will count toward both championships				LC/AA-L1T4-O	LC/AA-L1T4-A	LC/AA-L1T4-J	LC/AA-L1T4-G
Level 2, Test 1	AA-L2T1-O	AA-L2T1-A	AA-L2T1-J	AA-L2T1-G				
Level 2, Test 2	AA-L2T2-O	AA-L2T2-A	AA-L2T2-J	AA-L2T2-G				
Level 2, Test 3	AA-L2T3-O	AA-L2T3-A	AA-L2T3-J	AA-L2T3-G				
Level 2, Test 4	Use Level Championship Class - Score will count toward both championships				LC/AA-L2T4-O	LC/AA-L2T4-A	LC/AA-L2T4-J	LC/AA-L2T4-G
Level 3, Test 1	AA-L3T1-O	AA-L3T1-A	AA-L3T1-J	AA-L3T1-G				
Level 3, Test 2	AA-L3T2-O	AA-L3T2-A	AA-L3T2-J	AA-L3T2-G				
Level 3, Test 3	AA-L3T3-O	AA-L3T3-A	AA-L3T3-J	AA-L3T3-G				
Level 3, Test 4	Use Level Championship Class - Score will count toward both championships				LC/AA-L3T4-O	LC/AA-L3T4-A	LC/AA-L3T4-J	LC/AA-L3T4-G
Level 4, Test 1	AA-L4T1-O	AA-L4T1-A	AA-L4T1-J	AA-L4T1-G				
Level 4, Test 2	AA-L4T2-O	AA-L4T2-A	AA-L4T2-J	AA-L4T2-G				
Level 4, Test 3	AA-L4T3-O	AA-L4T3-A	AA-L4T3-J	AA-L4T3-G				
Level 4, Test 4	Use Level Championship Class - Score will count toward both championships				LC/AA-L4T4-O	LC/AA-L4T4-A	LC/AA-L4T4-J	LC/AA-L4T4-G
Freestyle, Intro Level - Level 4					LC-WDFS			
Horsemanship, Intro - Level 2					LC-H			

Dressage Championship Classes

Uses USDF Tests, which can be found at usdf.org

Enter all tests of the level to be eligible for the All Around Championship Qualifier

Description	All Around Championship Amateur	All Around Championship Amateur	All Around Championship JR	Level Championship Open	Level Championship Amateur	Level Championship JR
Introductory Level, Test 1	AA-I1-O	AA-I1-A	AA-I1-J			
Introductory Level, Test 2	AA-I2-O	AA-I2-A	AA-I2-J			
Introductory Level, Test 3	Use Level Class. 1 score will count toward both Championships			LC/AA-I3-O	LC/AA-I3-A	LC/AA-I3-J
Training Level, Test 1	AA-T1-O	AA-T1-A	AA-T1-J			
Training Level, Test 2	AA-T2-O	AA-T2-A	AA-T2-J			
Training Level, Test 3	Use Level Class. 1 score will count toward both Championships			LC/AA-T3-O	LC/AA-T3-A	LC/AA-T3-J
1st Level, Test 1	AA-11-O	AA-11-A	AA-11-J			
1st Level, Test 2	AA-12-O	AA-12-A	AA-12-J			
1st Level, Test 3	Use Level Class. 1 score will count toward both Championships			LC/AA-13-O	LC/AA-13-A	LC/AA-13-J
2nd Level, Test 1	AA-21-O	AA-21-A	AA-21-J			
2nd Level, Test 2	AA-22-O	AA-22-A	AA-22-J			
2nd Level, Test 3	Use Level Class. 1 score will count toward both Championships			LC/AA-23-O	LC/AA-23-A	LC/AA-23-J
3rd Level, Test 1	AA-31-O	AA-31-A	AA-31-J			
3rd Level, Test 2	AA-32-O	AA-32-A	AA-32-J			
3rd Level, Test 3	Use Level Class. 1 score will count toward both Championships			LC/AA-33-O	LC/AA-33-A	LC/AA-33-J
4th Level, Test 1	AA-41-O	AA-41-A	AA-41-J			
4th Level, Test 2	AA-42-O	AA-42-A	AA-42-J			
4th Level, Test 3	Use Level Class. 1 score will count toward both Championships			LC/AA-43-O	LC/AA-43-A	LC/AA-43-J
Freestyle, Intro Level - 4th Level					LC-FS	
Freestyle, FEI					LC-FEI	

EVENTING DRESSAGE DIVISION CLASS LIST

Qualifier for the
2022 US National Dressage Classic Regional Championships



Uses USEA Tests, which can be found at USEventing.com
or in the class information at spotlighthorseshows.com

Enter all tests of the level to be eligible for the All Around Championship Qualifier

Description	Open	Amateur	JR
Beginner Novice, Test A	BNA-O	BNA-A	BNA-J
Beginner Novice, Test B	BNB-O	BNB-A	BNB-J
Novice, Test A	NA-O	NA-A	NA-J
Novice, Test B	NB-O	NB-A	NB-J
Novice Three-Day	N3-O	N3-A	N3-J
Training, Test A	TA-O	TA-A	TA-J
Training, Test B	TB-O	TB-A	TB-J
Training Three-Day	T3D-O	T3D-A	T3D-J
Preliminary, Test A	PA-O	PA-A	PA-J
Preliminary, Test B	PB-O	PB-A	PB-J
Preliminary Three-Day	P3-O	P3-A	P3-J
Intermediate, Test A	IA-O	IA-A	IA-J
Intermediate, Test B	IB-O	IB-A	IB-J
Advanced, Test A	AA-O	AA-A	AA-J
Advanced, Test B	AB-O	AB-A	AB-J

WESTERN DRESSAGE ASSOCIATION®

OF AMERICA

GUIDELINES FOR GAITED HORSES

There are a significant number of gaited horse breeds (about 30 in North America), all with gaits specific to their breed. In Western Dressage competition, the gaited horse will perform a saddle gait in place of the jog. The saddle gait selected should be the gait in which the horse is balanced and athletically comfortable performing. The saddle gait is a 4 beat lateral or diagonal gait, timely and evenly performed. The tempo, rhythm and foot falls of the gait they choose to show must not change throughout the test. The true four beat gait the horse performs, should be able to be ridden in a working, lengthened, free and collected manner as the Western Dressage test calls for.

All rules can be found in the USEF Rule Book under Western Dressage.

WD106 Saddle Gait

The saddle gait has a noticeable increase in cadence from the working walk. Excessive speed or slowness will be penalized.

1. In lieu of a jog, gaited horses perform gaits of various rhythms and footfalls. The gaited horse will perform a saddle gait in place of the jog.
2. The saddle gait may be either a lateral or diagonal gait, timely and consistently performed. The tempo, rhythm and foot falls of the gait the rider chooses to perform must not change throughout the test. The gait the horse performs, should be able to be ridden in a working, lengthened, free and collected manner as the Western Dressage test specifies.
3. The quality of the saddle gait is judged by general impression, i.e. the regularity and rhythm of the steps, the cadence and impulsion. This quality originates from the horse having a supple back and well engaged hind quarters, and the ability to maintain the same rhythm and natural balance in all variations of the saddle gait.
 - a. Collected Saddle Gait. The horse, remaining “on the bit”, moves forward with the neck raised and arched and showing clear self-carriage. The head approaches the vertical position and a light contact is maintained with the mouth. The hocks are well-engaged and must maintain an energetic gliding impulsion, enabling the shoulders to move more freely. Although the horse’s steps are shorter than in the other saddle gaits, elasticity and cadence are not lessened.
 - b. Working Saddle Gait. With an energetic, regular consistent rhythm; the horse must go forward with consistent and elastic steps. The back must be relaxed and the shoulders free, while there is an obvious push from the hindquarters. The hind legs actively glide under the horse. The horse must show proper balance and maintain light contact with the bit. The horse’s nose must be on or slightly in front of the vertical.
 - c. Lengthening of Stride. This is a variation of the Working saddle gait; the horse covers more ground while maintaining the same tempo, consistent rhythm as in the Working saddle gait. Speeding up is a fault.
 - d. Free Saddle Gait. The Free saddle gait will show moderate lengthening of stride and frame compared to the Working saddle gait. Without hurrying, the horse goes forward with clearly lengthened steps, with impulsion from the hindquarters and uphill balance. The rider allows the horse to carry the head a little more in front of the vertical than at the Collected and the Working saddle gait. The horse’s neck is “out”, down and forward, with the nose slightly in front of the vertical, with a loose rein and the poll at approximately the same height as the wither (the neck is level). The steps should be consistent, the whole movement balanced and unconstrained, while maintaining a consistent rhythm.



Western Dressage Association® of America (WDA)

P.O. Box 2349 Parker, CO 80134

www.WesternDressageAssociation.org

info@westerndressageassociation.org

Western Dressage Competition Rules

All owners, and riders MUST be a member of WDAA to compete in the Western Division. You may join WDAA at www.westerndressageassociation.org.

Amateur Status

If you are entering amateur classes, you must submit a WDAA DECLARATION OF AMATEUR STATUS form . Please read the form and provide needed documents accordingly. If you select option 1 (you possess an “ACTIVE” amateur card from USEF, AQHA, APHA or any other equestrian association), you must also submit a copy of the card.

If you are found to NOT be an amateur, you will forfeit your entries with no refund

Junior Status: Riders are eligible to compete as juniors if they are 17 years of age or less at the beginning of the 2020 competition year (December 1, 2019 – November 30, 2020). GR 103.

All Decisions Are Final

All decisions of equipment checkers, show secretary, and judges are final. There is no protest covenant at this non USEF licensed event.

Class Restrictions

- Horses may be ridden by two riders. Each horse/rider combination requires a separate entry with all signatures and emergency contact. WD 102
- No horse may be ridden in the same class number more than once (even with a different rider) per WD 102.2
- Horse/rider combinations showing in walk/jog horsemanship classes are not eligible for other horsemanship classes or any test other than Introductory Level (Different horse/rider combinations are eligible for other rail classes and tests)
- Horses may only compete in levels that are adjacent with the same rider. For example, a horse may not be ridden in a basic level test and a level two test UNLESS with a different rider. WD 102.
- A horse may be ridden by a maximum of two riders. WD 102.

Exceptional Rider Classes

Riders entered in Exceptional Rider and Coached classes may not cross enter into other classes in the show.

Participants must abide by all USEF regulations pertaining to attire, tack and equipment for the recognized show. Reference GR821 for additional information.

Tests

We will be using the 2017 WDAA/USEF Western Dressage tests - www.westerndressageassociation.org

Attire and Equipment

USEF rules and guidelines will be used for attire and equipment. For more information please review the USEF rule by clicking this link [WD 120 121 122 123](#).

Other

Every class offered herein which is covered by the rules and specifications of the current rules and of the current USEF/WESTERN DRESSAGE rules will be judged in accordance therewith.

Horse Lifetime Points & Awards Program

WDAA Horse Lifetime Points & Awards Program

The WDAA Horse Lifetime Points & Awards Program tracks points achieved by a horse throughout their Western Dressage career.

Points must be earned at WDAA recognized shows (find shows under Events on WDAA website)

Open to all horses, ponies, and mules regardless of breed, type, age, etc.

Points may be earned with more than one rider.

Owners and persons participating and/or riding a horse in the program must be current WDAA members in good standing.

Points awarded at all WD levels and Freestyle tests, as well as for rail classes.

WDAA World Championship Show test/classes earn triple points.

USEF shows with a USEF-licensed Western Dressage judge earn double points. Check the WD judge directory on the WDAA home page under "Important Links" to see whether your judge qualifies for double points.

Program Fees

- Horse Enrollment Fee: \$100
- Annual Recording Fee: \$50
- Test Submission Fee: \$10/test or rail class



Where to Get More Information

Email

info@westerndressageassociation.org
Kathy@westerndressageassociation.org

Website

<http://westerndressageassociation.org/wdaa-horse-lifetime-points-and-awards-program/>

Awards for Points Earned in WDAA Recognized Shows

- WDAA Register Of Merit = 35 points
- WDAA Register Of Achievement = 100 points
- WDAA Register Of Excellence = 200 points
- WDAA Bronze Medalist = 300 points with at least 5 tests Level 1 or higher
- WDAA Silver Medalist = 400 points with at least 5 tests Level 2 or higher
- WDAA Gold Medalist = 500 points with at least 5 tests Level 3 or higher
- WDAA Supreme Champion = 700 points with at least 5 tests Level 4 or higher



"I have always been so very impressed with the work that The Dressage Foundation does. They make a tangible difference in the lives of their grant and scholarship recipients. It is a top-notch organization and one that we want to support."

Gail Matheus, Spotlight Horse Shows

Spotlight Horse Shows, a division of Stonegate, LLC, is a Corporate Sustaining Partner of The Dressage Foundation.



Paint Alternative Competition Program (PAC)

Description

Through the Paint Alternative Competition Program (PAC), you can get recognition for accomplishments in competitive events or just spending time in the saddle. Your accomplishments can be recorded on your registered horse's official lifetime performance record through PAC.

Easy to Enroll

An APHA or AjPHA membership is required to enroll and participate in PAC.

The horse owner must be a member to receive any awards from the association.

Annual enrollment of the horse in PAC is required, even though you don't have to own the horse.

An exhibitor's report form must be submitted within 30 days of the event or a PAC Riding Log must be submitted monthly. Forms can be found on our website at

www.apha.com/pac/forms or online submittal is available at

www.aphaonline.org/aphaonline/index.aspx.

You have 90 days to make any corrections once the PAC information is posted.

Awards

- Certificate of Recognition: A minimum of 20 credits in any one approved category
- Certificate of Achievement: 60 or more credits in any one approved category
- to the top 5 horses who earn the most
- PAC Year-End awards are presented to the top 5 horses who earn the most credits in one category along with recognition in the Paint Horse Journal.
- Six PAC Top Five awards go to the top five horses earning credits in at least six different categories in both Open and Youth categories.
- The title of Six PAC Champion will be given to any horse that places first in at least six different categories on the PAC Leader's List in a single year.
- The PAC Versatility Champion will be awarded to a horse that has earned a PAC Certificate of Achievement award in five (5) different Open PAC categories.
- The PAC Youth Versatility Champion will be awarded to a horse that has earned a PAC Certificate of Achievement award in five (5) different Youth PAC categories.

PAC Categories in this Show

Dressage – Includes Dressage, Western Dressage, and Eventing Dressage

**For more information on joining PAC, call (817) 834-2742
or e-mail pac@apha.com.**